



## SPECIFICATIONS

### MAD B1-112

Component	Pre-loaded enclosure
Size	1x12" (300mm)
Nominal Impedance	4 Ohm
Power RMS	300W
Power MAX	600W
Volume	32 L
Weight	11.9 KG
F3	47 Hz
FB	40 Hz

### MAD S1-124

Component	Subwoofer
Size	12" (300mm)
Nominal Impedance	4 Ohm
Power RMS	300W
Power MAX	600W
Freq. response	27-200Hz
Voice Coil	2" (51mm) PCW
Cone	IMPP
Dustcap	3D IMPP
Basket	M Steel
Magnet	Ferrite
Suspension	Rubber

## MAD B1-112

### ABSOLUTELY MAD

The MAD enclosures are made to be LOUD and last for years to come. Those awesome vibrations are what drives us to create impressive enclosures loaded with our subwoofers. We've used innovative and ground-breaking techniques that increase both durability and performance. All to make sure that you can pump up the volume and play your music all day and all night long.

### A LOT OF BASS

Ever heard of the saying "Bang for the buck"? This has never been more true than with the MAD B1 series enclosures. This rigid and oversized square piece enclosure will show its true colors when you provide it with raw power!

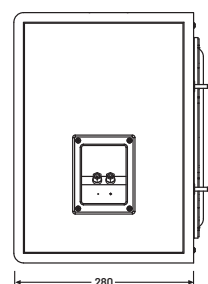
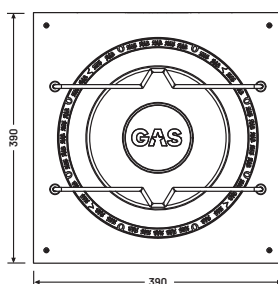
### MADE TO PLAY LOUD

We want you to be as LOUD as you possibly can! The MAD B1 enclosures are pre-loaded with the MAD S1 subwoofer, which has a cone made by IMPP (Injection Molded Polypropylene) that withstands the toughest resonance and membrane break-up - even at really high SPL levels.

### OPTIMIZED ENCLOSURE

LOUD isn't just important, it's our religion. We love it when the bass feels and sounds right. When we created the MAD S1 series subwoofers we ensured that they work great in both sealed and vented enclosures. For the B1 enclosures, we went with a sealed construction for the 10" and a slot-ported version for the 12" enclosures. We know things might get rough in the trunk - so we added two more features. First of all: cool protective bars in front of the subwoofer. Secondly: custom feet so you can point the subwoofer downwards, or in whatever direction you prefer.

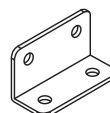
## DIMENSIONS




## INCLUDED ACCESSORIES




Feet  
(4pcs)



Brackets  
(2pcs)

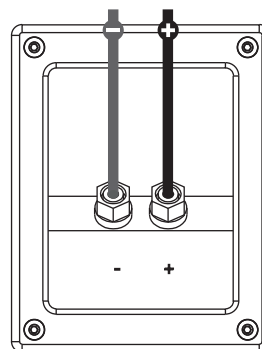


Screws  
(8pcs)



Manual

## TERMINAL CONNECTIONS



4 OHM  
- Standard connection -