



RMS 1600 W

MAX 3200 W

MAX S1-15D1

NEXT LEVEL BASS

A MAX subwoofer is designed to test the limits and match your dedication in performance and style. Made for the hardcore bass heads out there - with a rigid and durable cone made by non-pressed paper with Mica minerals that perfectly balances awesome power, weight and musicality. To handle all of this beautiful bass, we've implemented a T-bone basket that holds vibrations at bay and adds extra stability.

MADE TO MOVE

The dust cap's made of IMPP for a unique 3D design, an idea we borrowed from the MAD S2 series. But since this is MAX, we took it one step further. With an impressive high roll foam suspension, you get more awesome cone movement. The 3-inch dual voice coil wire is made of PCW (Pure Copper Wire) and we've introduced a bumped back plate for extra mechanical Xmax and to minimize the risk of voice coil damage.

TUNED TO THE EXTREME

The MAX S1-15 will let everyone know that your audio dedication is real. No detail has been overseen, and no compromises have been made. We show our dedication to the craft of bass with dual stacked HQ ferrite magnets to achieve an insane amount of motor in the subwoofer. We've also added a Dual Nomex spider and dual stitching for extra durability, to make sure that the last thing standing will be your sound system. This subwoofer is extreme and over the top, as it should be!

COOLEST SUBWOOFER ON THE BLOCK

The MAX S1 will show everyone that you have reached the next level, the MAX level. Having a subwoofer perform at this level demands extremely good ventilation. Only the best and beyond is good enough! We solved the cooling in two different ways. The material in the top/back plate is thicker for optimal heat conduction, and the implemented DVS2 (Dual Ventilation System) creates incredible heat dissipation while also reducing distortion.

SPECIFICATIONS

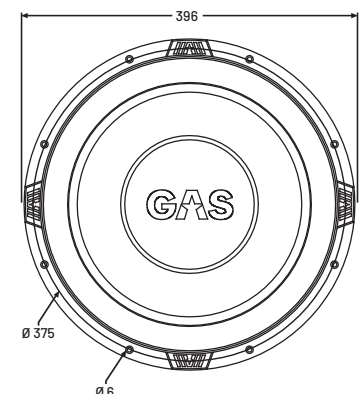
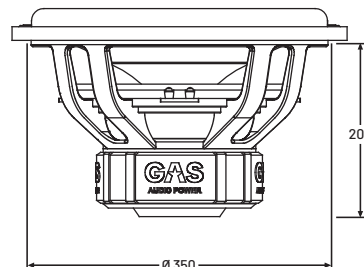
MAX S1-15D1

Component	Subwoofer
Size	15" (380mm)
Nominal impedance	1+1 Ohm
Power RMS	1600W
Power MAX	3200W
Freq. response	20-200Hz
Voice coil	Dual 3" PCW
Voice coil former	Aluminum
Cone	Non-Pressed Paper
Dustcap	3D IMPP
Basket	Aluminum T-bone
Magnet	2x100oz HQ Ferrite
Suspension	High roll foam with dual stitch
Spider	Dual Nomex
Tinsel	Dual silver coated leads
Terminal	Heavy duty push terminals
Weight	14.6 KG

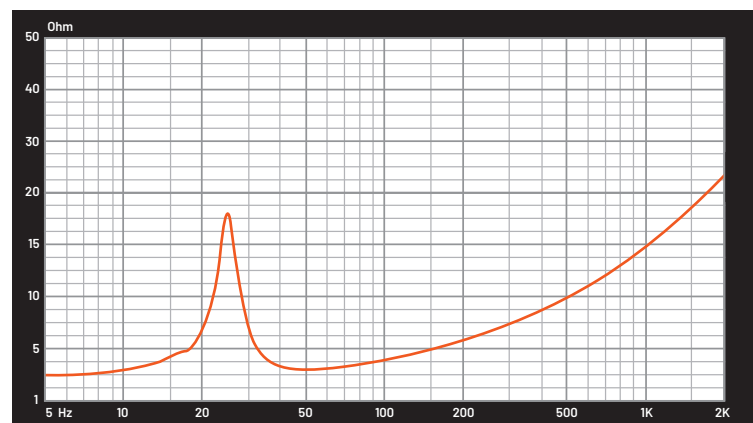
THIELE/SMALL PARAMETERS

S1-15D1	
Impedance	1+1 Ohm
Re	1.8 Ohm
Fs	25.5Hz
Qms	5.99
Qes	0.54
Qts	0.49
Vas	76.3 L
Sd (cm ²)	829
Mms	451.8 g
Le	1.2mH
Xmax	40mm
dB/SPL	86dB 1W/1M
BI	14.6
Driver Vol. Displacement	4.1 L

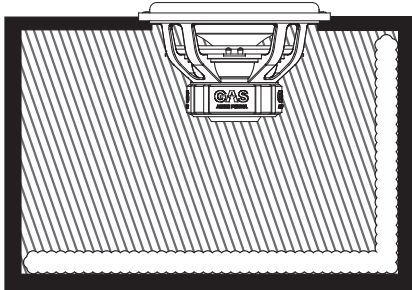
DIMENSIONS (mm)



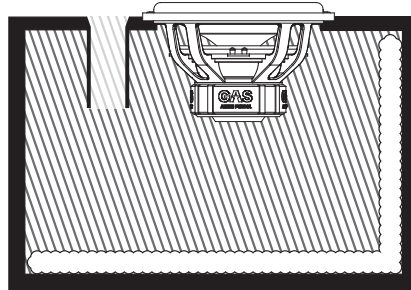
IMPEDANCE VS FREQUENCY



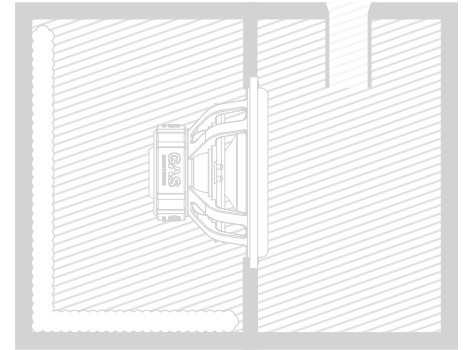
ENCLOSURE RECOMMENDATIONS



SEALED



VENTED



4TH ORDER BANDPASS

MAX S1-15D1:

	VOLUME	F3	QTC	FB	PORT	LENGTH	POLYFILL
SEALED	55L*	42Hz	0.67	x	x	x	Medium
VENTED	96L*	29Hz	x	38Hz	1x6" (155mm)	310mm	Mini
VENTED SPL	131L*	32Hz	x	40Hz	Slot 2040mm ²	200mm	x

* Driver displacement volume included

