



**RMS 2500<sub>w</sub>**

**MAX 5000<sub>w</sub>**

## MAX S2-15D1

### THIS IS WHAT REAL BASS FEELS LIKE

A MAX subwoofer is designed to test the limits and match your dedication in performance and style. To be able to withstand the extreme conditions you surely will put this subwoofer through, the cone is made of non-pressed paper with Mica minerals that excellently balances awesome power, weight and musicality. To handle all of this beautiful bass, we've implemented a T-bone basket that holds vibrations at bay and adds extra stability.

### IMPRESSIVE IN EVERY SINGLE WAY

The MAX S2 series will make jaws drop. We show our dedication to the craft of bass with triple stacked HQ ferrite magnets to achieve a truly mind-blowing amount of motor in the subwoofer. We've added a Dual Nomex spider with orange mesh technology and dual stitching for extra durability, to make sure that the last thing standing will be your sound system. Is this enough for you? We doubt it. To add even more durability and flexibility we've added a woven web to the spider, for extra strength and style!

### TRULY NEXT LEVEL

The dust cap is made of IMPP for a unique 3D design, an idea we borrowed from the MAD S2 series. But since this is MAX, we took it one step further and reinforced it with fibers. It will handle everything you throw at it! The impressive high roll ribbon foam suspension gives you even more awesome cone movement. This cone is simply made to move! The 3-inch dual black coated BASV voice coil wire is made of PCW (Pure Copper Wire) and will make sure the subwoofer handles both an insane amount of power and heat. To give you an unmatched connection, we've added four 6mm<sup>2</sup> pure OFC copper (direct tinsel terminated) speaker cables instead of old fashioned terminals.

### COOL UNDER PRESSURE

The MAX S2 will show everyone that you have reached the next level, the MAX level. Having a subwoofer perform at this level demands extremely good ventilation. Only the best and beyond is good enough! We solved the cooling in two different ways. The material in the top/back plate is thicker for optimal heat conduction, and the implemented DVS2 (Dual Ventilation System) creates incredible heat dissipation while also reducing distortion.

### SPECIFICATIONS

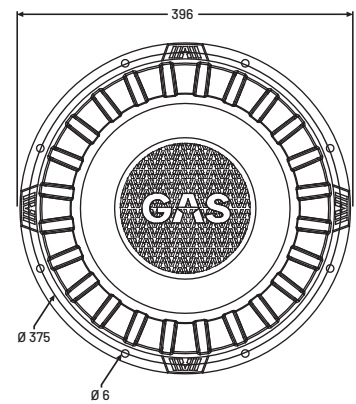
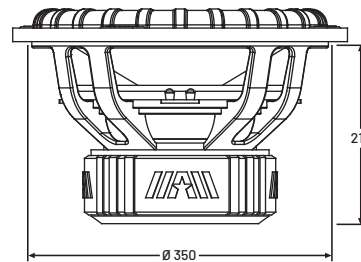
#### MAX S2-15D1

Component	Subwoofer
Size	15" (380mm)
Nominal impedance	1+1 Ohm
Power RMS	2500W
Power MAX	5000W
Freq. response	20-200Hz
Voice coil	Dual 3" 4-layer copper wire
Voice coil former	BASV
Cone	Reinforced Mica Pulp
Dustcap	A-Star 3D IMPP
Basket	HD Aluminum
Magnet	3x108oz HQ Ferrite
Suspension	High roll ribbon foam (dual stitch)
Spider	Dual Nomex w. Mesh
Tinsel	Dual silver coated leads
Terminal	Pre-terminated 6mm <sup>2</sup> OFC wire 80cm
Weight	21 KG

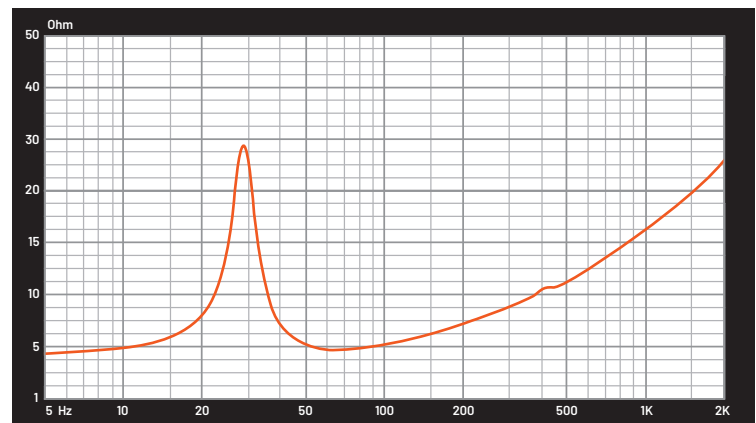
### THIELE/SMALL PARAMETERS

S2-15D1	
Impedance	1+1 Ohm
Re	2.2 Ohm
Fs	31 Hz
Qms	5.44
Qes	0.49
Qts	0.45
Vas	59.5 L
Sd (cm <sup>2</sup> )	742
Mms	382 g
Le	1.20 mH
Xmax	50 mm
dB/SPL	87dB 1W/1M
BI	18.2
Driver Vol. Displacement	5 L


### DIMENSIONS (mm)



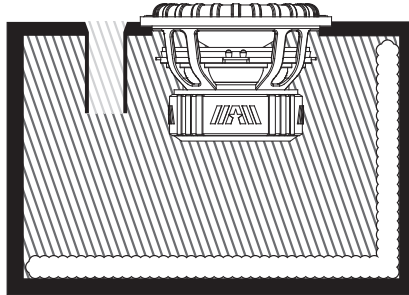
### IMPEDANCE VS FREQUENCY




## ENCLOSURE RECOMMENDATIONS



SEALED



VENTED



4TH ORDER BANDPASS

### MAX S2-15D1:

	VOLUME	F3	QTC	FB	PORT	LENGTH	POLYFILL
VENTED	79.5L*	32.5Hz	x	38Hz	1x6" (155mm)	444mm	Mini
VENTED	85*	31Hz	x	35Hz	Slot 2000cm <sup>2</sup>	580mm	Mini

\* Driver displacement volume included

